





Ente Público: INSTITUTO YUCATECO DE EMPRENDEDORES
 Estado Analítico del Ejercicio del Presupuesto de Egresos
 Clasificación Funcional (Finalidad y Función)
 Del 1o. de enero al 31 de enero de 2026

Concepto	Egresos					
	Aprobado	Ampliaciones/ (Reducciones)	Modificado	Devengado	Pagado	Subejecutado
	1	2	3 = (1+2)	4	5	6 = (3 - 4)
Gobierno	\$0.00	\$0.00	\$0.00	\$0.00	\$0.00	\$0.00
Legislación	\$0.00	\$0.00	\$0.00	\$0.00	\$0.00	\$0.00
Justicia	\$0.00	\$0.00	\$0.00	\$0.00	\$0.00	\$0.00
Coordinación de la Política de Gobierno	\$0.00	\$0.00	\$0.00	\$0.00	\$0.00	\$0.00
Relaciones Exteriores	\$0.00	\$0.00	\$0.00	\$0.00	\$0.00	\$0.00
Asuntos Financieros y Hacendarios	\$0.00	\$0.00	\$0.00	\$0.00	\$0.00	\$0.00
Seguridad Nacional	\$0.00	\$0.00	\$0.00	\$0.00	\$0.00	\$0.00
Asuntos de Orden Público y Seguridad Interior	\$0.00	\$0.00	\$0.00	\$0.00	\$0.00	\$0.00
Otros Servicios Generales	\$0.00	\$0.00	\$0.00	\$0.00	\$0.00	\$0.00
Desarrollo Social	\$0.00	\$0.00	\$0.00	\$0.00	\$0.00	\$0.00
Protección Ambiental	\$0.00	\$0.00	\$0.00	\$0.00	\$0.00	\$0.00
Vivienda y Servicios a la Comunidad	\$0.00	\$0.00	\$0.00	\$0.00	\$0.00	\$0.00
Salud	\$0.00	\$0.00	\$0.00	\$0.00	\$0.00	\$0.00
Recreación, Cultura y Otras Manifestaciones Sociales	\$0.00	\$0.00	\$0.00	\$0.00	\$0.00	\$0.00
Educación	\$0.00	\$0.00	\$0.00	\$0.00	\$0.00	\$0.00
Protección Social	\$0.00	\$0.00	\$0.00	\$0.00	\$0.00	\$0.00
Otros Asuntos Sociales	\$0.00	\$0.00	\$0.00	\$0.00	\$0.00	\$0.00
Desarrollo Económico	\$2,265,143.00	-\$256,860.44	\$2,008,282.56	\$1,927,422.40	\$1,673,887.96	\$80,860.16
Asuntos Económicos, Comerciales y Laborales en General	\$0.00	\$0.00	\$0.00	\$0.00	\$0.00	\$0.00
Agropecuaria, Silvicultura, Pesca y Caza	\$0.00	\$0.00	\$0.00	\$0.00	\$0.00	\$0.00
Combustible y Energía	\$0.00	\$0.00	\$0.00	\$0.00	\$0.00	\$0.00
Minería, Manufacturas y Construcción	\$0.00	\$0.00	\$0.00	\$0.00	\$0.00	\$0.00
Transporte	\$0.00	\$0.00	\$0.00	\$0.00	\$0.00	\$0.00
Comunicaciones	\$0.00	\$0.00	\$0.00	\$0.00	\$0.00	\$0.00
Turismo	\$0.00	\$0.00	\$0.00	\$0.00	\$0.00	\$0.00
Ciencia, Tecnología e Innovación	\$0.00	\$0.00	\$0.00	\$0.00	\$0.00	\$0.00
Otras Industrias y Otros Asuntos Económicos	\$2,265,143.00	-\$256,860.44	\$2,008,282.56	\$1,927,422.40	\$1,673,887.96	\$80,860.16
Otras No Clasificadas en Funciones Anteriores	\$0.00	\$0.00	\$0.00	\$0.00	\$0.00	\$0.00
Transacciones de la Deuda Pública / Costo Financiero de la Deuda	\$0.00	\$0.00	\$0.00	\$0.00	\$0.00	\$0.00
Transferencias, Participaciones y Aportaciones Entre Diferentes Niveles y órdenes de Gobierno	\$0.00	\$0.00	\$0.00	\$0.00	\$0.00	\$0.00
Saneamiento del Sistema Financiero	\$0.00	\$0.00	\$0.00	\$0.00	\$0.00	\$0.00
Adeudos de Ejercicios Fiscales Anteriores	\$0.00	\$0.00	\$0.00	\$0.00	\$0.00	\$0.00
Total del Gasto	\$2,265,143.00	-\$256,860.44	\$2,008,282.56	\$1,927,422.40	\$1,673,887.96	\$80,860.16

Bajo protesta de decir la verdad declaramos que los Estados Financieros y sus notas son razonablemente correctos y responsabilidad del emisor.


 CP. JESUS MARIA DEL SOCORRO HERNANDEZ
 JEFA DE FINANZAS


 LA. SALVADOR ANTONIO VITELLI MACIAS
 DIRECTOR GENERAL




Ente Público: INSTITUTO YUCATECO DE EMPRENDEDORES
Indicadores de Postura Fiscal
Del 1o. de enero al 31 de enero de 2026
(Cifras en Pesos)

Concepto	Estimado/Aprobado	Devengado	Recaudado/Pagado
I. Ingresos Presupuestarios (I=1+2)	\$2,265,143.00	\$1,955,640.62	\$1,955,640.62
1. Ingresos del Gobierno de la Entidad Federativa	\$0.00	\$0.00	\$0.00
2. Ingresos del Sector Paraestatal	\$2,265,143.00	\$1,955,640.62	\$1,955,640.62
II. Egresos Presupuestarios (II=3+4)	\$2,265,143.00	\$1,927,422.40	\$1,673,887.96
3. Egresos del Gobierno de la Entidad Federativa	\$0.00	\$0.00	\$0.00
4. Egresos del Sector Paraestatal	\$2,265,143.00	\$1,927,422.40	\$1,673,887.96
III. Balance Presupuestario (Superávit o Déficit) (III = I- II)	\$0.00	\$28,218.22	\$281,752.66
Concepto	Estimado/Aprobado	Devengado	Recaudado/Pagado
III. Balance Presupuestario (Superávit o Déficit)	\$0.00	\$28,218.22	\$281,752.66
IV. Intereses, Comisiones y Gastos de la Deuda	\$0.00	\$0.00	\$0.00
V. Balance Primario (Superávit o Déficit) (V= Iii+ IV)	\$0.00	\$28,218.22	\$281,752.66
Concepto	Estimado/Aprobado	Devengado	Recaudado/Pagado
A. Financiamiento	\$0.00	\$0.00	\$0.00
B. Amortización de la Deuda	\$0.00	\$0.00	\$0.00
C. Financiamiento Neto	\$0.00	\$0.00	\$0.00

Bajo protesta de decir la verdad declaramos que los Estados Financieros y sus notas son razonablemente correctos y responsabilidad del emisor.

CP. JESUS MARIA DEL SOCORRO HERNANDEZ
JEFA DE FINANZAS

LA. SALVADOR ANTONIO VITELLI MACIAS
DIRECTOR GENERAL



RENAZCIMIENTO MAYA
YUCATÁN
GOBIERNO DEL ESTADO | 2024 - 2030

IYEM
INSTITUTO YUCATECO
DE EMPRENDEDORES



INSTITUTO YUCATECO DE EMPRENDEDORES

INFORMACION PROGRAMATICA MES: ENERO 2026



Ente Público: INSTITUTO YUCATECO DE EMPRENDEDORES
 Gasto por Categoría Programática
 Del 1o. de enero al 31 de enero de 2026
 (Cifras en Pesos)

Concepto	Egresos					Subejercicio
	Aprobado	Ampliaciones/ (Reducciones)	Modificado	Devergado	Pagado	
Programas						
Subsidios: Sector Social y Privado o Entidades Federativas y Municipios	\$2,051,143.00	-\$108,387.94	\$1,942,755.06	\$1,858,757.40	\$1,617,222.96	\$83,997.66
Subsidios Sujetos a Reglas de Operación	\$2,051,143.00	-\$108,387.94	\$1,942,755.06	\$1,858,757.40	\$1,617,222.96	\$83,997.66
Subsidios Sujetos a Lineamientos de Operación	\$0.00	\$0.00	\$0.00	\$0.00	\$0.00	\$0.00
Bienes, Servicios e Infraestructura Pública	\$0.00	\$0.00	\$0.00	\$0.00	\$0.00	\$0.00
Provisión de Bienes Públicos	\$0.00	\$0.00	\$0.00	\$0.00	\$0.00	\$0.00
Prestación de Servicios Públicos	\$0.00	\$0.00	\$0.00	\$0.00	\$0.00	\$0.00
Proyectos de Inversión en Infraestructura y Obra Pública	\$0.00	\$0.00	\$0.00	\$0.00	\$0.00	\$0.00
Desempeño de las Funciones de Gobierno	\$0.00	\$0.00	\$0.00	\$0.00	\$0.00	\$0.00
Funciones de las Fuerzas Armadas	\$0.00	\$0.00	\$0.00	\$0.00	\$0.00	\$0.00
Fomento, Promoción y Servicios para el Desarrollo Económico y Social	\$0.00	\$0.00	\$0.00	\$0.00	\$0.00	\$0.00
Regulación y Supervisión	\$0.00	\$0.00	\$0.00	\$0.00	\$0.00	\$0.00
Atención a Desastres por Eventos Naturales	\$0.00	\$0.00	\$0.00	\$0.00	\$0.00	\$0.00
Articulación, Coordinación e Instrumentación de Políticas Públicas	\$0.00	\$0.00	\$0.00	\$0.00	\$0.00	\$0.00
Investigación y Desarrollo	\$0.00	\$0.00	\$0.00	\$0.00	\$0.00	\$0.00
Servicios de Protección y Conservación Ambiental	\$0.00	\$0.00	\$0.00	\$0.00	\$0.00	\$0.00
Administrativos y de Apoyo a la Gestión Presupuestaria	\$214,000.00	-\$148,472.50	\$65,527.50	\$68,665.00	\$56,665.00	-\$3,137.50
Apoyo para el Desarrollo de las Funciones de Gobierno	\$0.00	\$0.00	\$0.00	\$0.00	\$0.00	\$0.00
Apoyo al Buen Gobierno y Mejoramiento de la Gestión	\$214,000.00	-\$148,472.50	\$65,527.50	\$68,665.00	\$56,665.00	-\$3,137.50
Provisiones y Reasignaciones Presupuestarias Específicas	\$0.00	\$0.00	\$0.00	\$0.00	\$0.00	\$0.00
Operaciones Ajenas	\$0.00	\$0.00	\$0.00	\$0.00	\$0.00	\$0.00
Compromisos, Cumplimiento de Obligaciones y Otras Aportaciones	\$0.00	\$0.00	\$0.00	\$0.00	\$0.00	\$0.00
Participaciones a Entidades Federativas y Municipios	\$0.00	\$0.00	\$0.00	\$0.00	\$0.00	\$0.00
Costo Financiero, Deuda o Apoyos a Deudores y Ahorradores de la Banca	\$0.00	\$0.00	\$0.00	\$0.00	\$0.00	\$0.00
Adeudos de Ejercicios Fiscales Anteriores (Adefas)	\$0.00	\$0.00	\$0.00	\$0.00	\$0.00	\$0.00
Aportaciones Federales	\$0.00	\$0.00	\$0.00	\$0.00	\$0.00	\$0.00
Pensiones y Jubilaciones	\$0.00	\$0.00	\$0.00	\$0.00	\$0.00	\$0.00
Obligaciones de Cumplimiento de Resolución Jurisdiccional	\$0.00	\$0.00	\$0.00	\$0.00	\$0.00	\$0.00
Aportaciones a la Seguridad Social	\$0.00	\$0.00	\$0.00	\$0.00	\$0.00	\$0.00
Aportaciones a Fondos de Estabilización	\$0.00	\$0.00	\$0.00	\$0.00	\$0.00	\$0.00
Aportaciones a Fondos de Inversión y Reestructura de Pensiones	\$0.00	\$0.00	\$0.00	\$0.00	\$0.00	\$0.00
Total del Egreso	\$2,265,143.00	-\$256,860.44	\$2,008,282.56	\$1,927,422.40	\$1,673,887.96	\$80,860.16

Bajo protesta de decir la verdad declaramos que los Estados Financieros y sus notas son razonablemente correctos y responsabilidad del emisor.

CP. JESUS MARIA DEL SOCORRO HERNANDEZ
 JEFA DE FINANZAS

LA. SALVADOR ANTONIO VITELLI MACIAS
 DIRECTOR GENERAL

INSTITUTO YUCATECO DE EMPRENDEDORES YUCATÁN

Estado Analítico Mensual de Ingresos

Al 31/ene./2026

Usu: admin5

Rep: rptAnalíticoPresupuestoIngresos

Fecha y 15/abr./2026

hora de Impresión 07:54 p. m.

Rubro de Ingreso		Presupuesto Vigente	Ene	Feb	Mar	Abr	May	Jun	Jul	Ago	Sep	Oct	Nov	Dic	Total	Diferencia (Vigente - Total)
51	Productos	\$25,342.08	\$25,342.08	\$0.00	\$0.00	\$0.00	\$0.00	\$0.00	\$0.00	\$0.00	\$0.00	\$0.00	\$0.00	\$0.00	\$25,342.08	\$0.00
51-01	Productos	\$25,342.08	\$25,342.08	\$0.00	\$0.00	\$0.00	\$0.00	\$0.00	\$0.00	\$0.00	\$0.00	\$0.00	\$0.00	\$0.00	\$25,342.08	\$0.00
51-01-01	INGRESOS POR INTERESES GEN	\$25,342.08	\$25,342.08	\$0.00	\$0.00	\$0.00	\$0.00	\$0.00	\$0.00	\$0.00	\$0.00	\$0.00	\$0.00	\$0.00	\$25,342.08	\$0.00
51-01-01-	Ingresos por Intereses Bancarios (\$434.38	\$434.38	\$0.00	\$0.00	\$0.00	\$0.00	\$0.00	\$0.00	\$0.00	\$0.00	\$0.00	\$0.00	\$0.00	\$434.38	\$0.00
51-01-01-	Ingresos por Intereses Bancarios	\$326.95	\$326.95	\$0.00	\$0.00	\$0.00	\$0.00	\$0.00	\$0.00	\$0.00	\$0.00	\$0.00	\$0.00	\$0.00	\$326.95	\$0.00
51-01-01-	Ingresos por Intereses Bancarios	\$60.41	\$60.41	\$0.00	\$0.00	\$0.00	\$0.00	\$0.00	\$0.00	\$0.00	\$0.00	\$0.00	\$0.00	\$0.00	\$60.41	\$0.00
51-01-01-	Ingresos por Intereses Bancarios	\$47.02	\$47.02	\$0.00	\$0.00	\$0.00	\$0.00	\$0.00	\$0.00	\$0.00	\$0.00	\$0.00	\$0.00	\$0.00	\$47.02	\$0.00
51-01-01-	Intereses Ordinarios en cobro de C	\$6,849.68	\$6,849.68	\$0.00	\$0.00	\$0.00	\$0.00	\$0.00	\$0.00	\$0.00	\$0.00	\$0.00	\$0.00	\$0.00	\$6,849.68	\$0.00
51-01-01-	Intereses Moratorios en cobro de C	\$13,046.35	\$13,046.35	\$0.00	\$0.00	\$0.00	\$0.00	\$0.00	\$0.00	\$0.00	\$0.00	\$0.00	\$0.00	\$0.00	\$13,046.35	\$0.00
51-01-01-	Intereses Ordinarios en cobro de C	\$891.02	\$891.02	\$0.00	\$0.00	\$0.00	\$0.00	\$0.00	\$0.00	\$0.00	\$0.00	\$0.00	\$0.00	\$0.00	\$891.02	\$0.00
51-01-01-	Intereses Moratorios en cobro de C	\$3,142.44	\$3,142.44	\$0.00	\$0.00	\$0.00	\$0.00	\$0.00	\$0.00	\$0.00	\$0.00	\$0.00	\$0.00	\$0.00	\$3,142.44	\$0.00
51-01-01-	Intereses Ordinarios en cobro de C	\$978.21	\$978.21	\$0.00	\$0.00	\$0.00	\$0.00	\$0.00	\$0.00	\$0.00	\$0.00	\$0.00	\$0.00	\$0.00	\$978.21	\$0.00
73	Ingresos por Venta de Bienes y Presta	\$4,512,526.06	\$172,786.06	\$0.00	\$0.00	\$0.00	\$0.00	\$0.00	\$0.00	\$0.00	\$0.00	\$0.00	\$0.00	\$0.00	\$172,786.06	\$4,339,740.00
73-01	Ingresos por Venta de Bienes de Ori	\$4,468,920.09	\$129,180.09	\$0.00	\$0.00	\$0.00	\$0.00	\$0.00	\$0.00	\$0.00	\$0.00	\$0.00	\$0.00	\$0.00	\$129,180.09	\$4,339,740.00
73-01-001	Artesanías Base 16	\$4,466,686.33	\$126,946.33	\$0.00	\$0.00	\$0.00	\$0.00	\$0.00	\$0.00	\$0.00	\$0.00	\$0.00	\$0.00	\$0.00	\$126,946.33	\$4,339,740.00
73-01-001-	Tiendas Herencia Viva (Base 16)	\$4,351,986.45	\$12,246.45	\$0.00	\$0.00	\$0.00	\$0.00	\$0.00	\$0.00	\$0.00	\$0.00	\$0.00	\$0.00	\$0.00	\$12,246.45	\$4,339,740.00
73-01-001-	Tienda Aeropuerto (Base 16)	\$24,636.03	\$24,636.03	\$0.00	\$0.00	\$0.00	\$0.00	\$0.00	\$0.00	\$0.00	\$0.00	\$0.00	\$0.00	\$0.00	\$24,636.03	\$0.00
73-01-001-	Tienda Uxmal (Base 16)	\$22,468.91	\$22,468.91	\$0.00	\$0.00	\$0.00	\$0.00	\$0.00	\$0.00	\$0.00	\$0.00	\$0.00	\$0.00	\$0.00	\$22,468.91	\$0.00
73-01-001-	Tienda Peón Contreras (Base 16)	\$67,594.94	\$67,594.94	\$0.00	\$0.00	\$0.00	\$0.00	\$0.00	\$0.00	\$0.00	\$0.00	\$0.00	\$0.00	\$0.00	\$67,594.94	\$0.00
73-01-002	Artesanías Base 0	\$2,233.76	\$2,233.76	\$0.00	\$0.00	\$0.00	\$0.00	\$0.00	\$0.00	\$0.00	\$0.00	\$0.00	\$0.00	\$0.00	\$2,233.76	\$0.00
73-01-002-	Tienda Aeropuerto (Base 0)	\$252.00	\$252.00	\$0.00	\$0.00	\$0.00	\$0.00	\$0.00	\$0.00	\$0.00	\$0.00	\$0.00	\$0.00	\$0.00	\$252.00	\$0.00
73-01-002-	Tienda Uxmal (Base 0)	\$125.99	\$125.99	\$0.00	\$0.00	\$0.00	\$0.00	\$0.00	\$0.00	\$0.00	\$0.00	\$0.00	\$0.00	\$0.00	\$125.99	\$0.00
73-01-002-	Tienda Peón Contreras (Base 0)	\$1,855.77	\$1,855.77	\$0.00	\$0.00	\$0.00	\$0.00	\$0.00	\$0.00	\$0.00	\$0.00	\$0.00	\$0.00	\$0.00	\$1,855.77	\$0.00
73-02	Ingresos por Prestación de Servicio	\$43,605.97	\$43,605.97	\$0.00	\$0.00	\$0.00	\$0.00	\$0.00	\$0.00	\$0.00	\$0.00	\$0.00	\$0.00	\$0.00	\$43,605.97	\$0.00
73-02-002	Servicios FAB LAB	\$1,810.34	\$1,810.34	\$0.00	\$0.00	\$0.00	\$0.00	\$0.00	\$0.00	\$0.00	\$0.00	\$0.00	\$0.00	\$0.00	\$1,810.34	\$0.00
73-02-004	Nódico - Renta de Salas	\$5,172.42	\$5,172.42	\$0.00	\$0.00	\$0.00	\$0.00	\$0.00	\$0.00	\$0.00	\$0.00	\$0.00	\$0.00	\$0.00	\$5,172.42	\$0.00
73-02-004-	Sala Yucatán Emprende 1	\$2,586.21	\$2,586.21	\$0.00	\$0.00	\$0.00	\$0.00	\$0.00	\$0.00	\$0.00	\$0.00	\$0.00	\$0.00	\$0.00	\$2,586.21	\$0.00
73-02-004-	Sala Yucatán Emprende 2	\$2,586.21	\$2,586.21	\$0.00	\$0.00	\$0.00	\$0.00	\$0.00	\$0.00	\$0.00	\$0.00	\$0.00	\$0.00	\$0.00	\$2,586.21	\$0.00
73-02-005	Nódico - Membresías	\$12,916.35	\$12,916.35	\$0.00	\$0.00	\$0.00	\$0.00	\$0.00	\$0.00	\$0.00	\$0.00	\$0.00	\$0.00	\$0.00	\$12,916.35	\$0.00
73-02-005-	Membresía Day Pass	\$476.71	\$476.71	\$0.00	\$0.00	\$0.00	\$0.00	\$0.00	\$0.00	\$0.00	\$0.00	\$0.00	\$0.00	\$0.00	\$476.71	\$0.00
73-02-005-	Membresía Nódico Flex	\$214.66	\$214.66	\$0.00	\$0.00	\$0.00	\$0.00	\$0.00	\$0.00	\$0.00	\$0.00	\$0.00	\$0.00	\$0.00	\$214.66	\$0.00
73-02-005-	Membresía Nodo Pro	\$2,581.90	\$2,581.90	\$0.00	\$0.00	\$0.00	\$0.00	\$0.00	\$0.00	\$0.00	\$0.00	\$0.00	\$0.00	\$0.00	\$2,581.90	\$0.00
73-02-005-	Membresía Nodo Malch	\$9,643.08	\$9,643.08	\$0.00	\$0.00	\$0.00	\$0.00	\$0.00	\$0.00	\$0.00	\$0.00	\$0.00	\$0.00	\$0.00	\$9,643.08	\$0.00
73-02-010	Participación en Expos y Ferias SE	\$6,465.50	\$6,465.50	\$0.00	\$0.00	\$0.00	\$0.00	\$0.00	\$0.00	\$0.00	\$0.00	\$0.00	\$0.00	\$0.00	\$6,465.50	\$0.00
73-02-019	ImpulsaTe servicios de consultoría y	\$17,241.36	\$17,241.36	\$0.00	\$0.00	\$0.00	\$0.00	\$0.00	\$0.00	\$0.00	\$0.00	\$0.00	\$0.00	\$0.00	\$17,241.36	\$0.00

Rubro de Ingreso		Presupuesto Vigente	Ene	Feb	Mar	Abr	May	Jun	Jul	Ago	Sep	Oct	Nov	Dic	Total	Diferencia (Vigente - Total)
79	Otros Ingresos	\$3,213.13	\$3,213.13	\$0.00	\$0.00	\$0.00	\$0.00	\$0.00	\$0.00	\$0.00	\$0.00	\$0.00	\$0.00	\$0.00	\$3,213.13	\$0.00
79-02	Otros Ingresos, Otros Ingresos y Be	\$3,213.13	\$3,213.13	\$0.00	\$0.00	\$0.00	\$0.00	\$0.00	\$0.00	\$0.00	\$0.00	\$0.00	\$0.00	\$0.00	\$3,213.13	\$0.00
79-02-01	OTROS INGRESOS Y BENEFICIO	\$3,213.13	\$3,213.13	\$0.00	\$0.00	\$0.00	\$0.00	\$0.00	\$0.00	\$0.00	\$0.00	\$0.00	\$0.00	\$0.00	\$3,213.13	\$0.00
79-02-01-	Otros ingresos y beneficios varios	\$3,213.13	\$3,213.13	\$0.00	\$0.00	\$0.00	\$0.00	\$0.00	\$0.00	\$0.00	\$0.00	\$0.00	\$0.00	\$0.00	\$3,213.13	\$0.00
91	Transferencias y Asignaciones	\$55,124,120.00	\$1,754,296.50	\$0.00	\$0.00	\$0.00	\$0.00	\$0.00	\$0.00	\$0.00	\$0.00	\$0.00	\$0.00	\$0.00	\$1,754,296.50	\$53,369,823...
91-01	TRANSFERENCIAS Y ASIGNACIONI	\$55,124,120.00	\$1,754,296.50	\$0.00	\$0.00	\$0.00	\$0.00	\$0.00	\$0.00	\$0.00	\$0.00	\$0.00	\$0.00	\$0.00	\$1,754,296.50	\$53,369,823...
91-01-01	Servicios Personales	\$20,429,060.00	\$1,476,006.00	\$0.00	\$0.00	\$0.00	\$0.00	\$0.00	\$0.00	\$0.00	\$0.00	\$0.00	\$0.00	\$0.00	\$1,476,006.00	\$18,953,054...
91-01-01-	Servicios personales FF 01	\$20,429,060.00	\$1,476,006.00	\$0.00	\$0.00	\$0.00	\$0.00	\$0.00	\$0.00	\$0.00	\$0.00	\$0.00	\$0.00	\$0.00	\$1,476,006.00	\$18,953,054...
91-01-02	Materiales y Suministros	\$4,171,639.00	\$0.00	\$0.00	\$0.00	\$0.00	\$0.00	\$0.00	\$0.00	\$0.00	\$0.00	\$0.00	\$0.00	\$0.00	\$0.00	\$4,171,639.00
91-01-02-	Materiales y Suministros FF 101	\$4,171,639.00	\$0.00	\$0.00	\$0.00	\$0.00	\$0.00	\$0.00	\$0.00	\$0.00	\$0.00	\$0.00	\$0.00	\$0.00	\$0.00	\$4,171,639.00
91-01-03	Servicios Generales	\$23,874,724.00	\$278,290.50	\$0.00	\$0.00	\$0.00	\$0.00	\$0.00	\$0.00	\$0.00	\$0.00	\$0.00	\$0.00	\$0.00	\$278,290.50	\$23,596,433...
91-01-03-	Servicios Generales FF 01	\$2,163,694.00	\$98,569.00	\$0.00	\$0.00	\$0.00	\$0.00	\$0.00	\$0.00	\$0.00	\$0.00	\$0.00	\$0.00	\$0.00	\$98,569.00	\$2,065,125.00
91-01-03-	Servicios Generales FF 101	\$21,711,030.00	\$179,721.50	\$0.00	\$0.00	\$0.00	\$0.00	\$0.00	\$0.00	\$0.00	\$0.00	\$0.00	\$0.00	\$0.00	\$179,721.50	\$21,531,308...
91-01-04	Transferencias, asignaciones, subsi	\$6,544,417.00	\$0.00	\$0.00	\$0.00	\$0.00	\$0.00	\$0.00	\$0.00	\$0.00	\$0.00	\$0.00	\$0.00	\$0.00	\$0.00	\$6,544,417.00
91-01-04-	Subsidios y Subvenciones FF 101	\$6,544,417.00	\$0.00	\$0.00	\$0.00	\$0.00	\$0.00	\$0.00	\$0.00	\$0.00	\$0.00	\$0.00	\$0.00	\$0.00	\$0.00	\$6,544,417.00
91-01-05	Bienes Muebles, Inmuebles e Intan	\$104,280.00	\$0.00	\$0.00	\$0.00	\$0.00	\$0.00	\$0.00	\$0.00	\$0.00	\$0.00	\$0.00	\$0.00	\$0.00	\$0.00	\$104,280.00
91-01-05-	Bienes Muebles, Inmuebles e Intan	\$104,280.00	\$0.00	\$0.00	\$0.00	\$0.00	\$0.00	\$0.00	\$0.00	\$0.00	\$0.00	\$0.00	\$0.00	\$0.00	\$0.00	\$104,280.00
Total		\$59,665,201.27	\$1,955,837.77	\$0.00	\$0.00	\$0.00	\$0.00	\$0.00	\$0.00	\$0.00	\$0.00	\$0.00	\$0.00	\$0.00	\$1,955,837.77	\$57,709,363.50


CP JESUS MARIA DEL SOCORRO HERNANDEZ CAMARA
JEFA DE DEPARTAMENTO DE FINANZAS


LA SALVADOR ANTONIO VITELLI MACIAS
DIRECTOR GENERAL

INSTITUTO YUCATECO DE EMPRENDEDORES YUCATAN

Estado Analítico Mensual de Ingresos

Al 31/ene./2026

Usr: admin5
Rep: rptAnaliticoPresupuestosIngresos

Fecha y | 15/abr./2026
hora de Impresión | 07:54 p. m.

Rubro de Ingreso		Presupuesto Vigente	Ene	Feb	Mar	Abr	May	Jun	Jul	Ago	Sep	Oct	Nov	Dic	Total	Diferencia (Vigente - Total)
51	Productos	\$25,342.08	\$25,342.08	\$0.00	\$0.00	\$0.00	\$0.00	\$0.00	\$0.00	\$0.00	\$0.00	\$0.00	\$0.00	\$0.00	\$25,342.08	\$0.00
51-01	Productos	\$25,342.08	\$25,342.08	\$0.00	\$0.00	\$0.00	\$0.00	\$0.00	\$0.00	\$0.00	\$0.00	\$0.00	\$0.00	\$0.00	\$25,342.08	\$0.00
51-01-01	INGRESOS POR INTERESES GEN	\$25,342.08	\$25,342.08	\$0.00	\$0.00	\$0.00	\$0.00	\$0.00	\$0.00	\$0.00	\$0.00	\$0.00	\$0.00	\$0.00	\$25,342.08	\$0.00
51-01-01-	Ingresos por Intereses Bancarios (\$434.38	\$434.38	\$0.00	\$0.00	\$0.00	\$0.00	\$0.00	\$0.00	\$0.00	\$0.00	\$0.00	\$0.00	\$0.00	\$434.38	\$0.00
51-01-01-	Ingresos por Intereses Bancarios	\$326.95	\$326.95	\$0.00	\$0.00	\$0.00	\$0.00	\$0.00	\$0.00	\$0.00	\$0.00	\$0.00	\$0.00	\$0.00	\$326.95	\$0.00
51-01-01-	Ingresos por Intereses Bancarios	\$60.41	\$60.41	\$0.00	\$0.00	\$0.00	\$0.00	\$0.00	\$0.00	\$0.00	\$0.00	\$0.00	\$0.00	\$0.00	\$60.41	\$0.00
51-01-01-	Ingresos por Intereses Bancarios	\$47.02	\$47.02	\$0.00	\$0.00	\$0.00	\$0.00	\$0.00	\$0.00	\$0.00	\$0.00	\$0.00	\$0.00	\$0.00	\$47.02	\$0.00
51-01-01-	Intereses Ordinarios en cobro de C	\$6,849.68	\$6,849.68	\$0.00	\$0.00	\$0.00	\$0.00	\$0.00	\$0.00	\$0.00	\$0.00	\$0.00	\$0.00	\$0.00	\$6,849.68	\$0.00
51-01-01-	Intereses Moratorios en cobro de C	\$13,046.35	\$13,046.35	\$0.00	\$0.00	\$0.00	\$0.00	\$0.00	\$0.00	\$0.00	\$0.00	\$0.00	\$0.00	\$0.00	\$13,046.35	\$0.00
51-01-01-	Intereses Ordinarios en cobro de C	\$891.02	\$891.02	\$0.00	\$0.00	\$0.00	\$0.00	\$0.00	\$0.00	\$0.00	\$0.00	\$0.00	\$0.00	\$0.00	\$891.02	\$0.00
51-01-01-	Intereses Moratorios en cobro de C	\$3,142.44	\$3,142.44	\$0.00	\$0.00	\$0.00	\$0.00	\$0.00	\$0.00	\$0.00	\$0.00	\$0.00	\$0.00	\$0.00	\$3,142.44	\$0.00
51-01-01-	Intereses Ordinarios en cobro de C	\$978.21	\$978.21	\$0.00	\$0.00	\$0.00	\$0.00	\$0.00	\$0.00	\$0.00	\$0.00	\$0.00	\$0.00	\$0.00	\$978.21	\$0.00
73	Ingresos por Venta de Bienes y Presta	\$4,612,526.06	\$172,786.06	\$0.00	\$0.00	\$0.00	\$0.00	\$0.00	\$0.00	\$0.00	\$0.00	\$0.00	\$0.00	\$0.00	\$172,786.06	\$4,339,740.00
73-01	Ingresos por Venta de Bienes de Orí	\$4,466,920.09	\$129,180.09	\$0.00	\$0.00	\$0.00	\$0.00	\$0.00	\$0.00	\$0.00	\$0.00	\$0.00	\$0.00	\$0.00	\$129,180.09	\$4,339,740.00
73-01-001	Artesanías Base 16	\$4,466,686.33	\$126,946.33	\$0.00	\$0.00	\$0.00	\$0.00	\$0.00	\$0.00	\$0.00	\$0.00	\$0.00	\$0.00	\$0.00	\$126,946.33	\$4,339,740.00
73-01-001-	Tiendas Herencia Viva (Base 16)	\$4,351,986.45	\$12,246.45	\$0.00	\$0.00	\$0.00	\$0.00	\$0.00	\$0.00	\$0.00	\$0.00	\$0.00	\$0.00	\$0.00	\$12,246.45	\$4,339,740.00
73-01-001-	Tienda Aeropuerto (Base 16)	\$24,636.03	\$24,636.03	\$0.00	\$0.00	\$0.00	\$0.00	\$0.00	\$0.00	\$0.00	\$0.00	\$0.00	\$0.00	\$0.00	\$24,636.03	\$0.00
73-01-001-	Tienda Uxmal (Base 16)	\$22,468.91	\$22,468.91	\$0.00	\$0.00	\$0.00	\$0.00	\$0.00	\$0.00	\$0.00	\$0.00	\$0.00	\$0.00	\$0.00	\$22,468.91	\$0.00
73-01-001-	Tienda Peón Contreras (Base 16)	\$67,594.94	\$67,594.94	\$0.00	\$0.00	\$0.00	\$0.00	\$0.00	\$0.00	\$0.00	\$0.00	\$0.00	\$0.00	\$0.00	\$67,594.94	\$0.00
73-01-002	Artesanías Base 0	\$2,233.76	\$2,233.76	\$0.00	\$0.00	\$0.00	\$0.00	\$0.00	\$0.00	\$0.00	\$0.00	\$0.00	\$0.00	\$0.00	\$2,233.76	\$0.00
73-01-002-	Tienda Aeropuerto (Base 0)	\$252.00	\$252.00	\$0.00	\$0.00	\$0.00	\$0.00	\$0.00	\$0.00	\$0.00	\$0.00	\$0.00	\$0.00	\$0.00	\$252.00	\$0.00
73-01-002-	Tienda Uxmal (Base 0)	\$125.99	\$125.99	\$0.00	\$0.00	\$0.00	\$0.00	\$0.00	\$0.00	\$0.00	\$0.00	\$0.00	\$0.00	\$0.00	\$125.99	\$0.00
73-01-002-	Tienda Peón Contreras (Base 0)	\$1,855.77	\$1,855.77	\$0.00	\$0.00	\$0.00	\$0.00	\$0.00	\$0.00	\$0.00	\$0.00	\$0.00	\$0.00	\$0.00	\$1,855.77	\$0.00
73-02	Ingresos por Prestación de Servicio	\$43,605.97	\$43,605.97	\$0.00	\$0.00	\$0.00	\$0.00	\$0.00	\$0.00	\$0.00	\$0.00	\$0.00	\$0.00	\$0.00	\$43,605.97	\$0.00
73-02-002	Servicios FAB LAB	\$1,810.34	\$1,810.34	\$0.00	\$0.00	\$0.00	\$0.00	\$0.00	\$0.00	\$0.00	\$0.00	\$0.00	\$0.00	\$0.00	\$1,810.34	\$0.00
73-02-004	Nódico - Renta de Salas	\$5,172.42	\$5,172.42	\$0.00	\$0.00	\$0.00	\$0.00	\$0.00	\$0.00	\$0.00	\$0.00	\$0.00	\$0.00	\$0.00	\$5,172.42	\$0.00
73-02-004-	Sala Yucatán Emprende 1	\$2,586.21	\$2,586.21	\$0.00	\$0.00	\$0.00	\$0.00	\$0.00	\$0.00	\$0.00	\$0.00	\$0.00	\$0.00	\$0.00	\$2,586.21	\$0.00
73-02-004-	Sala Yucatán Emprende 2	\$2,586.21	\$2,586.21	\$0.00	\$0.00	\$0.00	\$0.00	\$0.00	\$0.00	\$0.00	\$0.00	\$0.00	\$0.00	\$0.00	\$2,586.21	\$0.00
73-02-005	Nódico - Membresías	\$12,916.35	\$12,916.35	\$0.00	\$0.00	\$0.00	\$0.00	\$0.00	\$0.00	\$0.00	\$0.00	\$0.00	\$0.00	\$0.00	\$12,916.35	\$0.00
73-02-005-	Membresía Day Pass	\$476.71	\$476.71	\$0.00	\$0.00	\$0.00	\$0.00	\$0.00	\$0.00	\$0.00	\$0.00	\$0.00	\$0.00	\$0.00	\$476.71	\$0.00
73-02-005-	Membresía Nódico Flex	\$214.66	\$214.66	\$0.00	\$0.00	\$0.00	\$0.00	\$0.00	\$0.00	\$0.00	\$0.00	\$0.00	\$0.00	\$0.00	\$214.66	\$0.00
73-02-005-	Membresía Nodo Pro	\$2,581.90	\$2,581.90	\$0.00	\$0.00	\$0.00	\$0.00	\$0.00	\$0.00	\$0.00	\$0.00	\$0.00	\$0.00	\$0.00	\$2,581.90	\$0.00
73-02-005-	Membresía Nodo Malch	\$9,643.08	\$9,643.08	\$0.00	\$0.00	\$0.00	\$0.00	\$0.00	\$0.00	\$0.00	\$0.00	\$0.00	\$0.00	\$0.00	\$9,643.08	\$0.00
73-02-010	Participación en Expos y Ferias SE	\$6,465.50	\$6,465.50	\$0.00	\$0.00	\$0.00	\$0.00	\$0.00	\$0.00	\$0.00	\$0.00	\$0.00	\$0.00	\$0.00	\$6,465.50	\$0.00
73-02-019	ImpulsaTe servicios de consultoría)	\$17,241.36	\$17,241.36	\$0.00	\$0.00	\$0.00	\$0.00	\$0.00	\$0.00	\$0.00	\$0.00	\$0.00	\$0.00	\$0.00	\$17,241.36	\$0.00

**INSTITUTO YUCATECO DE EMPRENDEDORES
YUCATAN**

**Estado Analítico Mensual de Ingresos
Al 31/ene./2026**

Usu: admin5
 Rep: rptAnaliticoPresupuestoIngresos

Fecha y hora de Impresión | 15/abr./2026
 07:54 p. m.

Rubro de Ingreso		Presupuesto Vigente	Ene	Feb	Mar	Abr	May	Jun	Jul	Ago	Sep	Oct	Nov	Dic	Total	Diferencia (Vigente - Total)
79	Otros Ingresos	\$3,213.13	\$3,213.13	\$0.00	\$0.00	\$0.00	\$0.00	\$0.00	\$0.00	\$0.00	\$0.00	\$0.00	\$0.00	\$0.00	\$3,213.13	\$0.00
79-02	Otros Ingresos, Otros Ingresos y Be	\$3,213.13	\$3,213.13	\$0.00	\$0.00	\$0.00	\$0.00	\$0.00	\$0.00	\$0.00	\$0.00	\$0.00	\$0.00	\$0.00	\$3,213.13	\$0.00
79-02-01	OTROS INGRESOS Y BENEFICIO:	\$3,213.13	\$3,213.13	\$0.00	\$0.00	\$0.00	\$0.00	\$0.00	\$0.00	\$0.00	\$0.00	\$0.00	\$0.00	\$0.00	\$3,213.13	\$0.00
79-02-01-	Otros ingresos y beneficios varios	\$3,213.13	\$3,213.13	\$0.00	\$0.00	\$0.00	\$0.00	\$0.00	\$0.00	\$0.00	\$0.00	\$0.00	\$0.00	\$0.00	\$3,213.13	\$0.00
91	Transferencias y Asignaciones	\$55,124,120.00	\$1,754,296.50	\$0.00	\$0.00	\$0.00	\$0.00	\$0.00	\$0.00	\$0.00	\$0.00	\$0.00	\$0.00	\$0.00	\$1,754,296.50	\$53,369,823...
91-01	TRANSFERENCIAS Y ASIGNACIONI	\$55,124,120.00	\$1,754,296.50	\$0.00	\$0.00	\$0.00	\$0.00	\$0.00	\$0.00	\$0.00	\$0.00	\$0.00	\$0.00	\$0.00	\$1,754,296.50	\$53,369,823...
91-01-01	Servicios Personales	\$20,429,060.00	\$1,476,006.00	\$0.00	\$0.00	\$0.00	\$0.00	\$0.00	\$0.00	\$0.00	\$0.00	\$0.00	\$0.00	\$0.00	\$1,476,006.00	\$18,953,054...
91-01-01-	Servicios personales FF 01	\$20,429,060.00	\$1,476,006.00	\$0.00	\$0.00	\$0.00	\$0.00	\$0.00	\$0.00	\$0.00	\$0.00	\$0.00	\$0.00	\$0.00	\$1,476,006.00	\$18,953,054...
91-01-02	Materiales y Suministros	\$4,171,639.00	\$0.00	\$0.00	\$0.00	\$0.00	\$0.00	\$0.00	\$0.00	\$0.00	\$0.00	\$0.00	\$0.00	\$0.00	\$0.00	\$4,171,639.00
91-01-02-	Materiales y Suministros FF 101	\$4,171,639.00	\$0.00	\$0.00	\$0.00	\$0.00	\$0.00	\$0.00	\$0.00	\$0.00	\$0.00	\$0.00	\$0.00	\$0.00	\$0.00	\$4,171,639.00
91-01-03	Servicios Generales	\$23,874,724.00	\$278,290.50	\$0.00	\$0.00	\$0.00	\$0.00	\$0.00	\$0.00	\$0.00	\$0.00	\$0.00	\$0.00	\$0.00	\$278,290.50	\$23,596,433...
91-01-03-	Servicios Generales FF 01	\$2,163,694.00	\$98,569.00	\$0.00	\$0.00	\$0.00	\$0.00	\$0.00	\$0.00	\$0.00	\$0.00	\$0.00	\$0.00	\$0.00	\$98,569.00	\$2,065,125.00
91-01-03-	Servicios Generales FF 101	\$21,711,030.00	\$179,721.50	\$0.00	\$0.00	\$0.00	\$0.00	\$0.00	\$0.00	\$0.00	\$0.00	\$0.00	\$0.00	\$0.00	\$179,721.50	\$21,531,308...
91-01-04	Transferencias, asignaciones, subsi	\$6,544,417.00	\$0.00	\$0.00	\$0.00	\$0.00	\$0.00	\$0.00	\$0.00	\$0.00	\$0.00	\$0.00	\$0.00	\$0.00	\$0.00	\$6,544,417.00
91-01-04-	Subsidios y Subvenciones FF 101	\$6,544,417.00	\$0.00	\$0.00	\$0.00	\$0.00	\$0.00	\$0.00	\$0.00	\$0.00	\$0.00	\$0.00	\$0.00	\$0.00	\$0.00	\$6,544,417.00
91-01-05	Bienes Muebles, Inmuebles e Intan	\$104,280.00	\$0.00	\$0.00	\$0.00	\$0.00	\$0.00	\$0.00	\$0.00	\$0.00	\$0.00	\$0.00	\$0.00	\$0.00	\$0.00	\$104,280.00
91-01-05-	Bienes Muebles, Inmuebles e Intan	\$104,280.00	\$0.00	\$0.00	\$0.00	\$0.00	\$0.00	\$0.00	\$0.00	\$0.00	\$0.00	\$0.00	\$0.00	\$0.00	\$0.00	\$104,280.00
Total		\$59,685,201.27	\$1,955,637.77	\$0.00	\$0.00	\$0.00	\$0.00	\$0.00	\$0.00	\$0.00	\$0.00	\$0.00	\$0.00	\$0.00	\$1,955,637.77	\$57,709,563.50


CP JESUS MARIA DEL SOCORRO HERNANDEZ CAMARA
JEFA DE DEPARTAMENTO DE FINANZAS


LA SALVADOR ANTONIO VITELLI MACIAS
DIRECTOR GENERAL

INSTITUTO YUCATECO DE EMPRENDEDORES YUCATÁN

Conciliación entre los Egresos Presupuestarios y los Gastos Contables (Fórmula) Correspondiente Del 01/ene./2026 al 31/ene./2026 (Cifras en pesos)

Usu: admin5
Rep: rptConciliacionPresupuestal

Fecha y hora de Impresión | 19/abr./2026
03:16 p. m.

1. Total de Egresos Presupuestarios	\$1,927,422.40
2. Menos Egresos Presupuestarios No Contables	\$29,396.33
2.1 Materias Primas y Materiales de Producción y Comercialización	\$0.00
2.2 Materiales y Suministros	\$29,396.33
2.3 Mobiliario y Equipo de Administración	\$0.00
2.4 Mobiliario y Equipo Educacional y Recreativo	\$0.00
2.5 Equipo e Instrumental Médico y de Laboratorio	\$0.00
2.6 Vehículos y Equipo de Transporte	\$0.00
2.7 Equipo de Defensa y Seguridad	\$0.00
2.8 Maquinaria, Otros Equipos y Herramientas	\$0.00
2.9 Activos Biológicos	\$0.00
2.10 Bienes Inmuebles	\$0.00
2.11 Activos Intangibles	\$0.00
2.12 Obra Pública en Bienes de Dominio Público	\$0.00
2.13 Obra Pública en Bienes Propios	\$0.00
2.14 Acciones y Participaciones de Capital	\$0.00
2.15 Compra de Títulos y Valores	\$0.00
2.16 Concesión de Préstamos	\$0.00
2.17 Inversiones en Fideicomisos, Mandatos y Otros Análogos	\$0.00
2.18 Provisiones para Contingencias y Otras Erogaciones Especiales	\$0.00
2.19 Amortización de la Deuda Pública	\$0.00
2.20 Adeudos de Ejercicios Fiscales Anteriores (ADEFAS)	\$0.00
2.21 Otros Egresos Presupuestarios No Contables	\$0.00
3. Más Gastos Contables No Presupuestarios	\$76,098.54
3.1 Estimaciones, Depreciaciones, Deterioros, Obsolescencia y Amortizaciones	\$46,702.21
3.2 Provisiones	\$0.00
3.3 Disminución de Inventarios	\$0.00
3.4 Otros Gastos	\$0.00
3.5 Inversión Pública No Capitalizable	\$0.00

INSTITUTO YUCATECO DE EMPRENDEDORES YUCATÁN

Conciliación entre los Egresos Presupuestarios y los Gastos Contables (Fórmula) Correspondiente Del 01/ene./2026 al 31/ene./2026 (Cifras en pesos)

Usu: admin5
Rep: rptConciliacionPresupuesta1

Fecha y hora de impresión | 19/abr./2026
03:16 p. m.

3.6 Materiales y Suministros (consumos)	\$29,396.33
3.7 Otros Gastos Contables No Presupuestarios	\$0.00
4. Total De Gastos Contables	\$1,974,124.61

**INSTITUTO YUCATECO DE EMPRENDEDORES
YUCATÁN**

**Conciliación entre los Ingresos Presupuestarios y Contables
Correspondiente Del 01/ene./2026 al 31/ene./2026
(Cifras en pesos)**

Usr: admin5
Rep: rptConciliacionPresupuestal

Fecha y hora de Impresión | 19/abr./2026
03:13 p. m.

1. Total de Ingresos Presupuestarios	\$1,955,640.62
2. Más Ingresos Contables No Presupuestarios	\$0.00
2.1 Ingresos Financieros	\$0.00
2.2 Incremento por Variación de Inventarios	\$0.00
2.3 Disminución del Exceso de Estimaciones por Pérdida o Deterioro u Obsolescencia	\$0.00
2.4 Disminución del Exceso de Provisiones	\$0.00
2.5 Otros Ingresos y Beneficios Varios	\$0.00
2.6 Otros Ingresos Contables No Presupuestarios	\$0.00
3. Menos Ingresos Presupuestarios No Contables	\$0.00
3.1 Aprovechamientos Patrimoniales	\$0.00
3.2 Ingresos Derivados de Financiamientos	\$0.00
3.3 Otros Ingresos Presupuestarios No Contables	\$0.00
4. Total de Ingresos Contables	\$1,955,640.62